


QUARTERLY PHYSICAL REPORT OF OPERATION
As of March 31, 2023


Department : State Universities and Colleges (SUCs)
 Agency : Tarlac State University
 Operating Unit : < not applicable >
 Organization Code (UACS) : 08 037 0000000


Particulars	UACS CODE	Physical Target (Budget Year)					Physical Accomplishment (Budget Year)					Variance as of 03/31/2023	Remarks
		1st Quarter	2nd Quarter	3rd Quarter	4th Quarter	Total	1st Quarter	2nd Quarter	3rd Quarter	4th Quarter	Total		
1	2	3	4	5	6	7	8	9	10	11	12	13	14
HIGHER EDUCATION PROGRAM	3101000000000000												
OO : Relevant and quality tertiary education ensured to achieve inclusive growth and access of poor but deserving students to quality tertiary education increased													
Outcome Indicators													
1. Percentage of first-time licensure exam takers that pass the licensure exams		5% (61/1,221)	6.06% (74/1,221)	9% (110/1,221)	5% (61/1,221)	25.08% (306/1,221)	82.50% (132/160)				82.50% (132/160)		
2. Percentage of graduates (2 years prior) that are employed		12.02% (164/1,364)	15.03% (205/1,364)	29.99% (409/1,364)	29.03% (398/1,364)	86.07% (1,174/1,364)	11.42% (139/1,217)				11.42% (139/1,217)		
Output Indicators													
1. Percentage of undergraduate students enrolled in CHED-identified and RDC-identified priority programs				68% (14,368/21,126)		68% (14,368/21,126)	87.54% (18,348/20,959)				87.54% (18,348/20,959)		
2. Percentage of undergraduate programs with accreditation		100% (32/32)	100% (32/32)	100% (32/32)	100% (32/32)	100% (32/32)	100% (32/32)				100% (32/32)		
ADVANCED EDUCATION PROGRAM	3201000000000000												
OO : Higher education research improved to promote economic productivity and innovation													
Outcome Indicator													
1. Percentage of graduate school faculty engaged in research work applied in any of the following:		100% (1/1)				100% (1/1)	100% (1/1)				100% (1/1)		
a. pursuing advanced research degree programs (Ph.D) or													
b. actively pursuing within the last three (3) years (investigative research, basic and applied scientific research, policy research, social science research) or													
c. producing technologies for commercialization or livelihood improvement or													
d. whose research work resulted in an extension program													
Output Indicators													
1. Percentage of graduate students enrolled in research degree programs				100% (605/605)		100% (605/605)	100% (537/537)				100% (537/537)		
2. Percentage of accredited graduate programs		100% (10/10)	100% (10/10)	100% (10/10)	100% (10/10)	100% (10/10)	100% (10/10)				100% (10/10)		
RESEARCH PROGRAM	3202000000000000												
OO : Higher education research improved to promote economic productivity and innovation													
Outcome Indicator													
1. Number of research outputs in the last three years utilized by the industry or by other beneficiaries			2		3	5	0				0		
Output Indicators													
1. Number of research outputs completed within the year			10		20	30	3				3		
2. Percentage of research outputs published			3.49% (3/86)		5.81% (5/86)	9.30% (8/86)	0				0		

Department : State Universities and Colleges (SUCs)
 Agency : Tarlac State University
 Operating Unit : < not applicable >
 Organization Code (UACS) : 08 037 0000000

Particulars	UACS CODE	Physical Target (Budget Year)					Physical Accomplishment (Budget Year)					Variance as of 03/31/2023	Remarks
		1st Quarter	2nd Quarter	3rd Quarter	4th Quarter	Total	1st Quarter	2nd Quarter	3rd Quarter	4th Quarter	Total		
1	2	3	4	5	6	7	8	9	10	11	12	13	14
In Internationally-refereed or CHED recognized journal within the year													
TECHNICAL ADVISORY EXTENSION PROGRAM	3301000000000000												
OO : Community engagement increased													
Outcome Indicator													
1. Number of active partnerships with LGUs, industries, NGOs, NGAs, SMEs, and other stakeholders as a result of extension activities		8	9	15	3	35	9				9		
Output Indicators													
1. Number of trainees weighted by the length of training		534	820	1,075	370	2,799	540				540		
2. Number of extension programs organized and supported consistent with the SUC's mandated and priority programs		23	35	44	14	116	24				24		
3. Percentage of beneficiaries who rate the training course/s as satisfactory or higher in terms of quality and relevance		100% (290/290)	100% (485/485)	100% (582/582)	100% (582/582)	100% (1,939/1,939)	100% (290/290)				100% (290/290)		

Prepared By: 
 DR. MERVIN P. MOHAMMED
 PLANNING OFFICER
 Date:

In coordination with:

 MR. JASPER A. YAUDER, CPA
 BUDGET OFFICER
 Date:

Approved By: 
 DR. ARNOLD E. VELASCO
 AGENCY HEAD
 Date: